

Argon-enhanced electrosurgery – contactless, reliable and effective

Argon-enhanced electrosurgery

An electrosurgical current is delivered to the tissue during non-contact argon-enhanced electrosurgery. This is created by ionizing the argon gas around the tip of an electrosurgical instrument, the beam of ionized argon ensures effective control and can be used to achieve non-contact haemostasis. This provides the surgeon with fast non-contact coagulation with simple control and a reduced risk of perforation.

Argon FLEX Areas of application

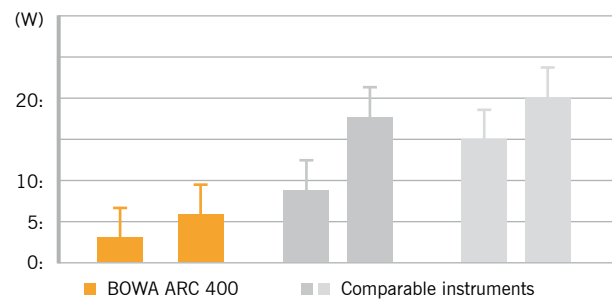
Argon FLEX / Argon FLEX 90°

- **Gastroenterology**
 - Superficial and minor vascular haemorrhages
 - Tumour reductions
 - Tumour bleeding
 - Right colon devitalisation and coagulation
 - Stent ingrowth/overgrowth
 - Radiation proctitis
- **Interventional bronchology**
 - Superficial and minor vascular haemorrhages
 - Tumour reductions
 - Tumour bleeding
 - Recanalisation
 - Granulation
 - Fistula conditioning
 - Stent ingrowth/overgrowth
- **Rectoscopy**



Greater safety and reduced risk of perforation due to low power setting

Energy setting (W) for effective ignition and therapy effect



Literature:

M. Raithel, J. Hänslér, A. Stegmaier, F. Boxberger, J. Maiss, W. Müller, E.G. Hahn; Med. Klinik I Universität Erlangen-Nuremberg, Gastroenterology, Endoscopy, Functional Tissue diagnostics: Prospektive, randomisierte Evaluation der Niedrig-Energie-Argonplasmakoagulation bei der endoskopischen Blutstillung am Gastrointestinaltrakt (GIT). Published in: Endo heute 2007; Congress presentation

Argon connection cable for BOWA ARC

COMFORT	932-146		Length 2.5 m
---------	---------	--	--------------

Accessories

	830-050	Sterile filter set / 50 pcs	
	932-910	Luer lock rinsing adapter for flexible argon probes	

BOWA
EINFACH SICHER

BOWA-electronic GmbH & Co. KG
Heinrich-Hertz-Strasse 4 - 10
72810 Gomaringen | Germany

Phone +49 (0) 7072-6002-0
Fax +49 (0) 7072-6002-33
info@bowa.de | bowa-medical.com



FLEXIBLE ARGON PROBES ATRAUMATIC. SIMPLE. PRECISE.



BOWA
EINFACH SICHER

Made in Germany

Flexible argon probes – precision and safety for every application

Safe electrosurgery and reduced risk of perforation
flow optimised ceramic tip enables consistent Argon flow of 0.4l/min


5200 V_p

Highly visible scale for simple positioning

Optimum colour contrast thanks to the intensive green colouration

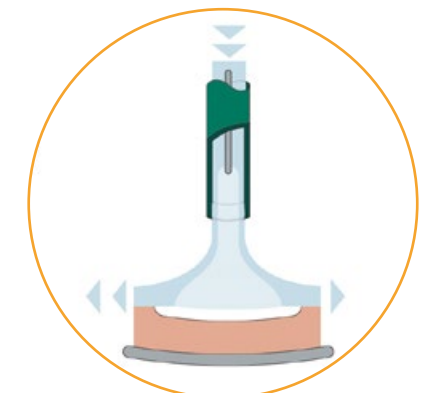
Reduced risk of perforation due to blunt ceramic tip

90° Sidefire version for easy handling



Flexible application
The atraumatic rounded tips minimise tissue trauma and protect the instrument channel. Argon probes are available in various lengths with diameters of 1.5 mm, 2.3 mm and 3.2 mm for numerous areas of application.

Atraumatic ceramic nozzle – optimised argon flow for easy handling



Optimised flow behaviour
The high-quality atraumatic ceramic nozzle optimises the flow of argon and ensures easy handling thanks to reliable argon ignition and a reduced risk of perforation.



ARC 400, ARC PLUS and flexible argon probes – the premium high-performance combination
ARC 400 with Plug'n Cut function offers maximum safety and reliable argon ignition < 5W.

- Advantages of argon-enhanced electrosurgery for internal medicine**
- Safe dosage and reduced risk of perforation due to precise control of the power and pulse sequences
 - Fine coagulation possible above 1W
 - Improved vision due to smoke-free coagulation
 - Less odour than conventional electrosurgery
 - Carbonisation free
 - Flexible coagulation zone
 - Easy handling due to large ignition spacing > 10mm and reliable ignition
 - Minimum argon flow rates of 0.4l/min
 - Limited penetration depth

Flexible argon probes

Maximum control and precision
BOWA argon probes for endoscopic applications in gastroenterology and pulmonology are green and flexible. Extremely easy handling due to the large ignition spacing > 10 mm, simple ignition and the minimum argon flow rates of 0.4l/min ensures

maximum control and precise electrosurgery. This enables particularly fine coagulation above 1W with maximum accuracy. The limited penetration depth of the argon coagulation guarantees safety during surgical intervention.



Ready for use – practical disposable probes



STERILE, 10 pcs/PU		Diameter	Length	Beam of argon
	932-248	1.5 mm	1.5 m	Axial
	932-251	1.5 mm	3 m	
	932-249	2.3 mm	2.2 m	
	932-252	2.3 mm	3 m	
	932-250	3.2 mm	2.2 m	Sidefire
	932-253	2.3 mm	2.2 m	

Reusable alternatives – autoclavable reusable probes



UNSTERILE, 1 pc/PU		Diameter	Length	Beam of argon
	932-148	1.5 mm	1.5 m	Axial
	932-151	1.5 mm	3 m	
	932-154	2.3 mm	1 m	
	932-149	2.3 mm	2.2 m	
	932-152	2.3 mm	3 m	
	932-150	3.2 mm	2.2 m	Sidefire
	932-153	2.3 mm	2.2 m	